


# engage Kids



YOU CAN HELP BUILD  
GOD'S CHURCH!



*Touched Hearts,  
Helping Hands*




Please memorize  
this verse. Say it to  
a trusted adult and  
have them e-mail your  
name and age to  
[engagekids@feaministries.org](mailto:engagekids@feaministries.org)

## SCRIPTURE MEMORY:

*Not forsaking the  
assembling of ourselves  
together, as the manner  
of some is; but exhorting  
one another: and so much  
the more, as ye see the  
day approaching*

**- HEBREWS 10:25**



**HELLO, EVERYONE! MY CHINESE NAME IS HUA.** I go by LILY to all of my friends because it is hard to pronounce my name. Hua means flower in my language. I am always embarrassed when my mother tells people she named me this because of my beauty.

Last time, my brother Luke told you about our father becoming a Christian. We just returned from a wonderful visit with Alex and Emma Sandrino. While there, Luke shared a great idea with them. I am excited to see what will happen.

Luke and Alex are thinking about our camp next summer. They noticed that the number of children attending the services was lower than past years. We are worried about this, and Luke has decided to take action. He encouraged us to begin praying for children in our communities. Luke believes that if we get them to attend our church throughout the year, they may also come with us to camp next summer.

Alex was very excited about this! He said we should begin to pray about it. Emma and I were a little worried. I am shy which makes it very hard for me to talk to others. Will children laugh at us? What if God doesn't answer our prayers? Will it take a lot of time to help these children who do not know anything about Jesus?

Even with our fears we are going to begin praying. I do not know how God will answer, but He is a God we can trust!

**STAY TUNED TO FIND OUT WHAT HAPPENS WHEN ALEX, EMMA, LUKE AND LILY PRAY!**

# MAKE A CHINESE LANTERN!



## SUPPLIES:

1. Two sheets of red construction paper
2. Scissors
3. Ruler
4. Pencil
5. Glue


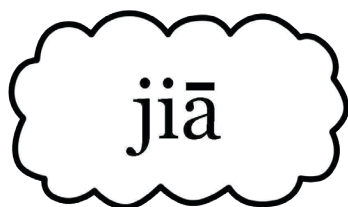
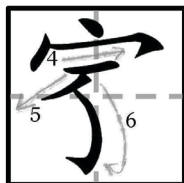
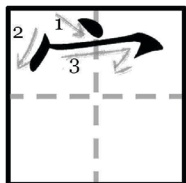



## HOW TO MAKE IT:

1. Fold the red paper in half.
2. Use the pencil and ruler to trace lines perpendicular to the folded side about 3/4" apart and leaving 3/4" at the top.
3. Use the scissors to cut through the lines. This will form the bars in the middle of the lantern.
4. Roll the red paper and secure with glue.
5. Make a handle from the other piece of construction paper.
6. Glue the handle to the top of your lantern.

Take a picture and send it to [engagekids@feaministries.org](mailto:engagekids@feaministries.org). We will put your lantern picture in a later edition.

Write the Chinese Character for  
"Home"




Did you know that children's outreach ministry is a great way to help God's church grow? You can play a big part in this! When you invite other children to church, they will be more interested in coming than when they are invited by an adult. Go out today and ask someone to come to church with you next Sunday.



Did you complete the Developer Activity in the last issue? If so, you know that the population of China is over **1.3 BILLION!**





Here are some things you can do  
to help build your church:

1. Ask your mom and dad to invite a new Family to church.
2. Pray For people who don't know Jesus.
3. Be a Friend to some-one who needs one.



## GAME TIME!

One child is chosen to be the Cat (the chaser) and one child is chosen to be the Mouse. All the other children form a circle holding hands with the Mouse inside and the Cat outside.

The children holding hands move in a circle while calling out the following rhyme:

"What time is it?"  
"Just struck nine."  
"Is the cat at home?"  
"He's about to dine."

When the rhyme stops, the children stop moving and the Cat starts to chase the Mouse. The Mouse weaves in and out of the ring of children to get away from the Cat. The Cat **MUST** follow the mouse's path. When he catches the Mouse he can enjoy pretending to "eat" him, and then two more children take a turn.





## DEVELOPER ACTIVITY:

Ask an adult to get balloons for you. Have a friend from church or a neighbor join you to play the game. With a marker write each word of the memory verse (see page 2) on a separate balloon.

Blow them up and arrange the words in the proper order. Then take turns popping the balloons. After a balloon is popped, say the verse making sure to include the missing word. Continue playing until all of the balloons are popped.

It will get harder, but see how soon you can say the verse from memory without any help from the balloons.



**Engage Kids** is a ministry of Hope International Missions  
PO Box 1065 | Hobe Sound, FL 33475

To learn more, visit [feaministries.org/engage/kids](http://feaministries.org/engage/kids)